



Attachment #7

Shade Structure Proposal



Fabric Covered Shade Structure to stand over the top of the existing play structure. Footings to be embedded in the concrete surrounding the play safety surfacing. Concrete to be cut and removed, and replaced with embedded columns in rebar and footing concrete.



Shade Structure Proposal



MESA FABRIC MODEL

35' X 35'

SPECIFICATIONS

Dimensions:

Column Dimensions	35'-0"x35'-0"
Minimum Clearance	13'-0"
Roof Height @ Peak	±19'-2"
Roof Pitch	4:12
Square Feet Under Fabric Roof	±1,000
Date of drawing	September 28, 2022

Columns shall be 7"x7" steel tube, minimum .188" wall thickness.

All beams shall be structural steel tube sized according to engineering.

All bolts shall be A-307 or A-325 and hidden at all connections.

Tensioning devices shall be ASTM Specification F1145-92 Type 1, Grade 1.

Sails shall be Knitted Shade Cloth.

Open or welded "C" channel, "I" beams, "S" or "Z" purlins or angle iron shall not be allowed.

11875 E. Berry Dr. - Dewey, AZ 86327
Ph: (928) 775-3307 Fax: (928) 772-0858
info@classicrecreation.com
www.classicrecreation.com

35' x 35' Specifications



Shade Structure Proposal



STANDARD FABRIC SPECIFICATIONS

w/ ZINC RICH PRIMER & TGIC POWDER COAT PAINT

GENERAL:

1. All structures shall be designed and fabricated to the IBC (Latest Edition) or current local building code with standard load designs of the greater value of 20# per S.F. minimum live load and 90 mph sustained wind load or site specific conditions and the applicable zone for seismic loads.
2. All members shall be designed according to the "American Institute of Steel Construction (AISC) specifications and the American Iron and Steel Institute (AISI) specifications for cold-formed members.
3. All fabrication welds shall be in strict accordance with the structural welding code of the American Welding Society (AWS) specifications. All structural welds shall be in compliance with the requirements of "Pre-qualified" welded joints. All welding shall conform to ASTM A-233 series E-70XX electrodes - low hydrogen.
Field welding shall not be required.
4. When required, after award of bid, the shade structure manufacturer shall submit structural calculations, sealed by a registered engineer in the state in which the structure is to be erected for review and approval by the approving agency.
5. Manufacturer qualifications: All manufacturers shall have a minimum of 5 years experience in the fabrication of tubular steel shade structures. Shade structure and kiosk fabrication shall be the manufacturer's primary business. All non-specified manufacturers shall submit complete shop drawings indicating type, size & gauge of material used, with detailed connections to the specifying agency or design firm at least 10 days prior to bid opening for review and written pre-approval. All bids submitted without prior approval will be rejected.

FOOTINGS & COLUMNS:

1. Footings shall be structurally engineered by the structure manufacturer to meet local codes and site conditions. (Sample footing drawings shall be made available to the contractor or owner from the manufacturer). When required for structure installation, anchor bolts shall be supplied by the owner / contractor. Columns shall be ASTM 500 grade B. Concrete footing rebar (if required) shall be ASTM A-615 grade 40 #4 bars & smaller, grade 60 #5 bars & larger. Concrete shall be 5 sack mix "Portland" cement. Maximum slump shall not exceed 4". Concrete compressive strength shall be a minimum of 2500 psi @ 28 days.

FRAME MEMBERS AND COMPRESSION RING:

1. 90% of all steel shall be American (domestic) made. Mill certification shall be made available upon request. All frame members shall be one piece structural steel tube with a minimum .120 (1/8") wall thickness, sized according to engineering. All frame members shall be bolted together with bolts totally concealed. All tubing for frame members shall be ASTM 500 grade B. Beam end plates shall be ASTM A36 fy=36,000 psi UNO. Bolts shall be A 307's, or 325's unless noted otherwise.



Shade Structure Proposal



"I" beams, Angle iron, "C", "Z" or "S" purlins or beams, open or closed, shall not be allowed.

FABRIC ROOFING:

1. The Coolaroo Commercial 95 fabric (or equal) is backed by a 10 year limited manufacturers warranty from the date of installation, against failure from significant fading, deterioration, breakdown, mildew, outdoor heat, cold, or discoloration with the exception of red. Base material shall be high density polyethylene (HDPE), UV stabilized. Construction shall be monofilament and tape knitted lock stitch construction producing a fabric that will not fray or tear if cut. Fabric is not warranted where it is installed on a structure that is not engineered and built by Classic Recreation Systems, Inc. All fabric tops are warranted for winds and gusts up to 90 mph prior to snow or ice accumulation. Fabric shall be flame resistant, NFPA 701, Test 2 (2004) and E-84, 118" wide 10.5 oz. per sq. yd.
Tear resistance: Warp 134N. AS2001.2.10 Weft 226N.
Breaking force: Warp 699N, AS2001.2.3, Weft 1789N.
Bursting pressure: Mean 3200 kPa, AS2001.2.4.
Bursting force: Mean 1758N, AS2001.2.19.
Breaking Extension: AS 2001.2.3.1-2001. % Warp 92.2%, Weft 49.2%
Average Weight: 10 oz. / 1 sq. yard.

POWDER COATING:

1. All frame members shall be media blasted to a white finish removing all rust, scale, oil and grease. Powder coating for all frame members shall be provisionally warranted for (10) ten years with **TRUZINC 7520-70138** primer with a Dry Film Thickness of (2.0 - 6.0 mils) & hardness of 2H-3H with a Salt Spray Resistance of **6000 hours** and **Super Durable Gloss Polyester 9000** series finish paint (2.5-3.5 mils) with a hardness of H-H2 & has **1000 hour** salt spray resistance. Total of primer & finish paint shall be 4.5-9.5 mils of paint. Finish shall be a smooth uniform surface with no pits, runs or sags. For additional information, please visit <http://www.tcipowder.com/> for a complete list of specifications.

ERECTION:

1. Manufacturer shall supply complete layout and detail plans with installation instructions for the structure. The structure shall be erected in a work-man-like manner with framing, roofing and trim installed according to the manufacturer's installation instructions. Care shall be taken to avoid damaging the structure during installation. Touch up powder coat paint with paint provided to prevent rusting. Components of the structure shall be covered and kept dry prior to erection.

WARRANTEE:

1. Manufacturer shall warranty the structure to be free from defects in material and workmanship for a period of (10) ten years from date of acceptance by owner. Warranty does not include damage from theft, fire, vandalism or acts of God. Manufacturer shall repair or replace structure components of like kind at his option, to match existing material and workmanship. Powder coat paint shall be warranted for (10) ten year after acceptance from owner against peeling, flaking, and rusting. Warranty does not cover damage caused from shipping, erection of structure, lack of touchup and maintenance,



Shade Structure Proposal



overspray from lawn sprinklers or vandalism.

2. Should the Commercial 95 fabric need to be replaced under the warranty, Classic Recreation Systems, Inc. will manufacture and ship a new fabric at no charge for the first 6 years, thereafter pro-rated at 18% per annum over the last 4 years. This warranty shall be void if damage to or failure to the shade fabric is caused by contact with chemicals, misuse, vandalism, any act of God, including but not limited to ice, snow or wind in excess of the applicable building code parameters. The structures have been designed to eliminate any friction between the rafters and the fabric. The warranty will, therefore, be voided if any modification (temporary or permanent) or any attachment (temporary or permanent) is made to the rafter, compression ring, cross pieces, or ridge beams. Classic Recreation Systems, Inc. reserves the right, in cases where certain fabric colors have been discontinued, to offer the customer a choice of available colors to replace the warranted fabric of the discontinued color. The company does not warranty that any particular color will be available for any period of time and reserves the right to discontinue any color for any reason it may determine, without recourse by the owner of the discontinued fabric color.

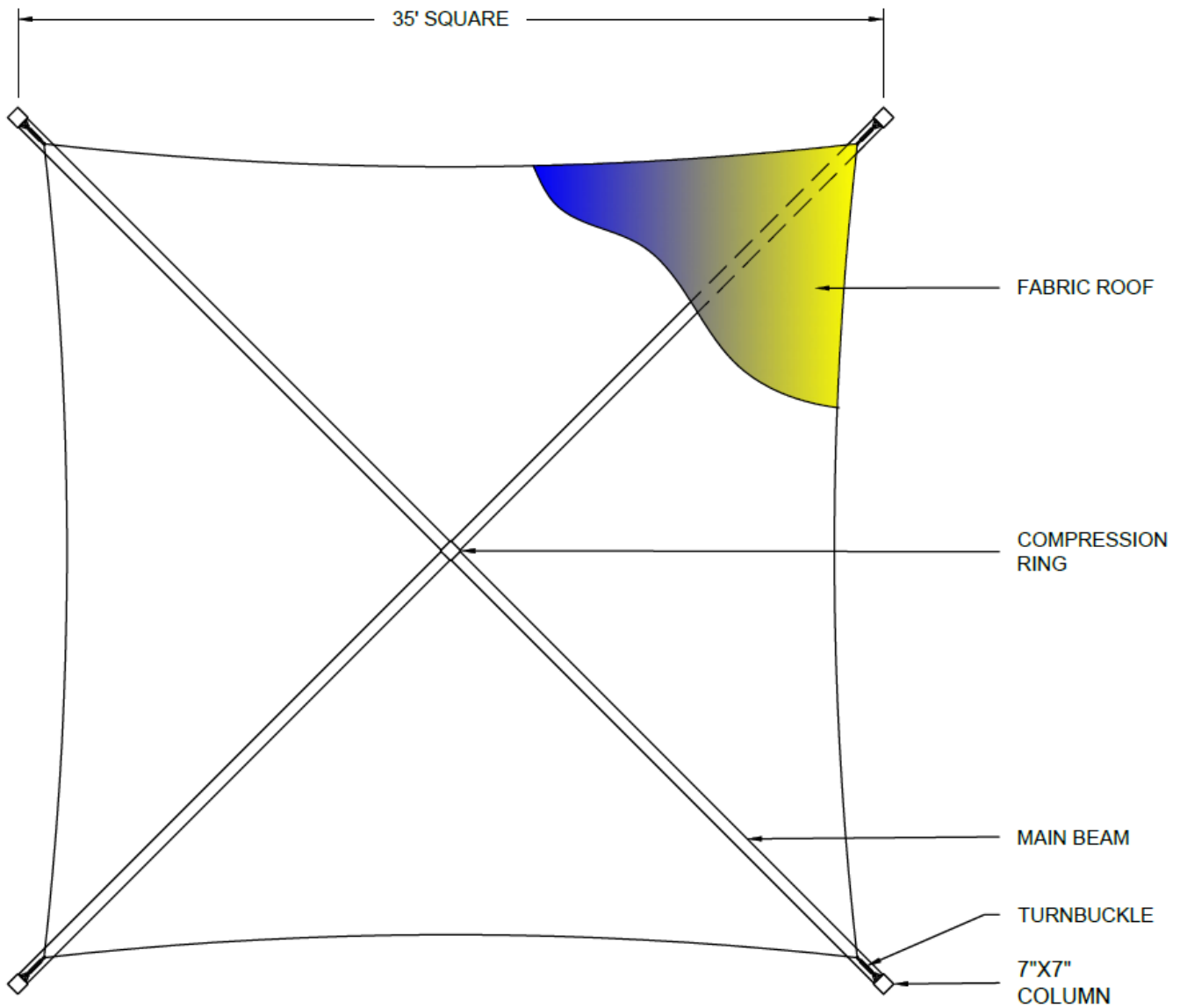
NOTE: Engineering specifications take precedence over drawings if differences occur.



Shade Structure Proposal



NOT FOR CONSTRUCTION

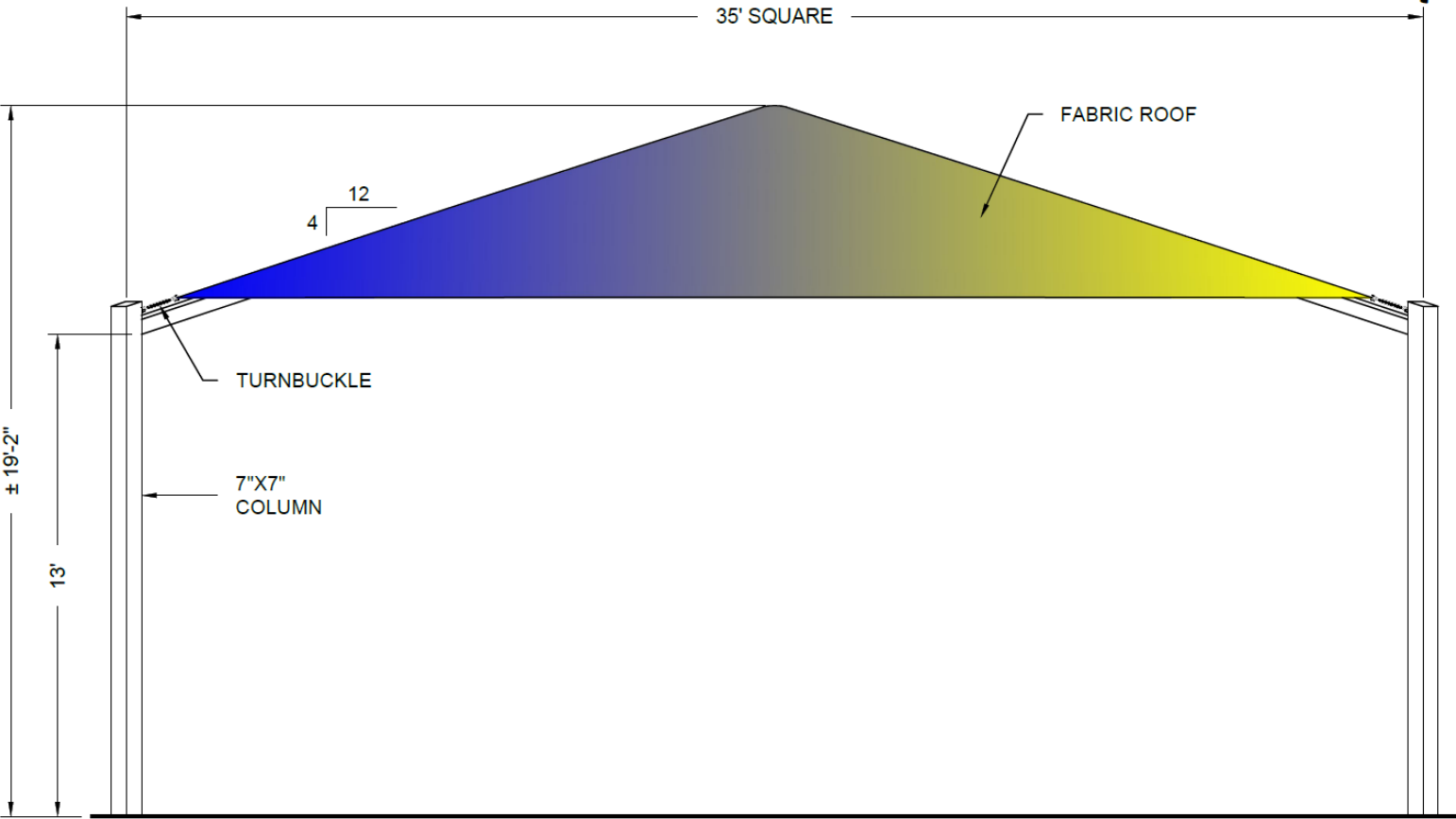
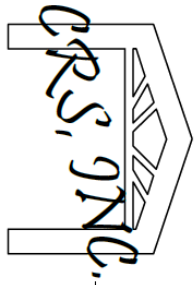


PLAN VIEW 35'X35' FABRIC MESA MODEL
NTS



Shade Structure Proposal

NOT FOR CONSTRUCTION
I

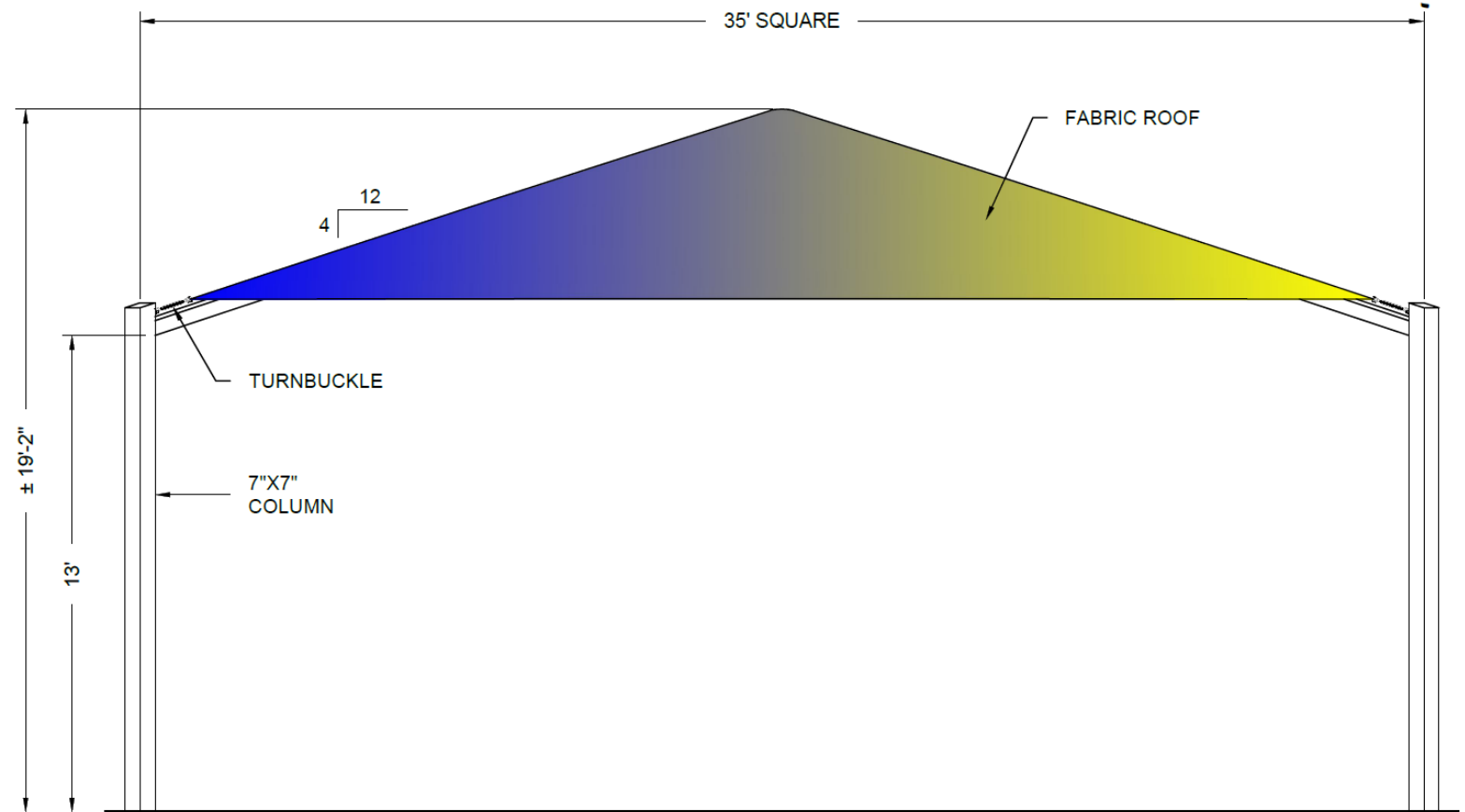
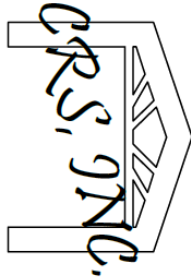


ELEVATION 35'X35' FABRIC MESA MODEL
NTS



Shade Structure Proposal

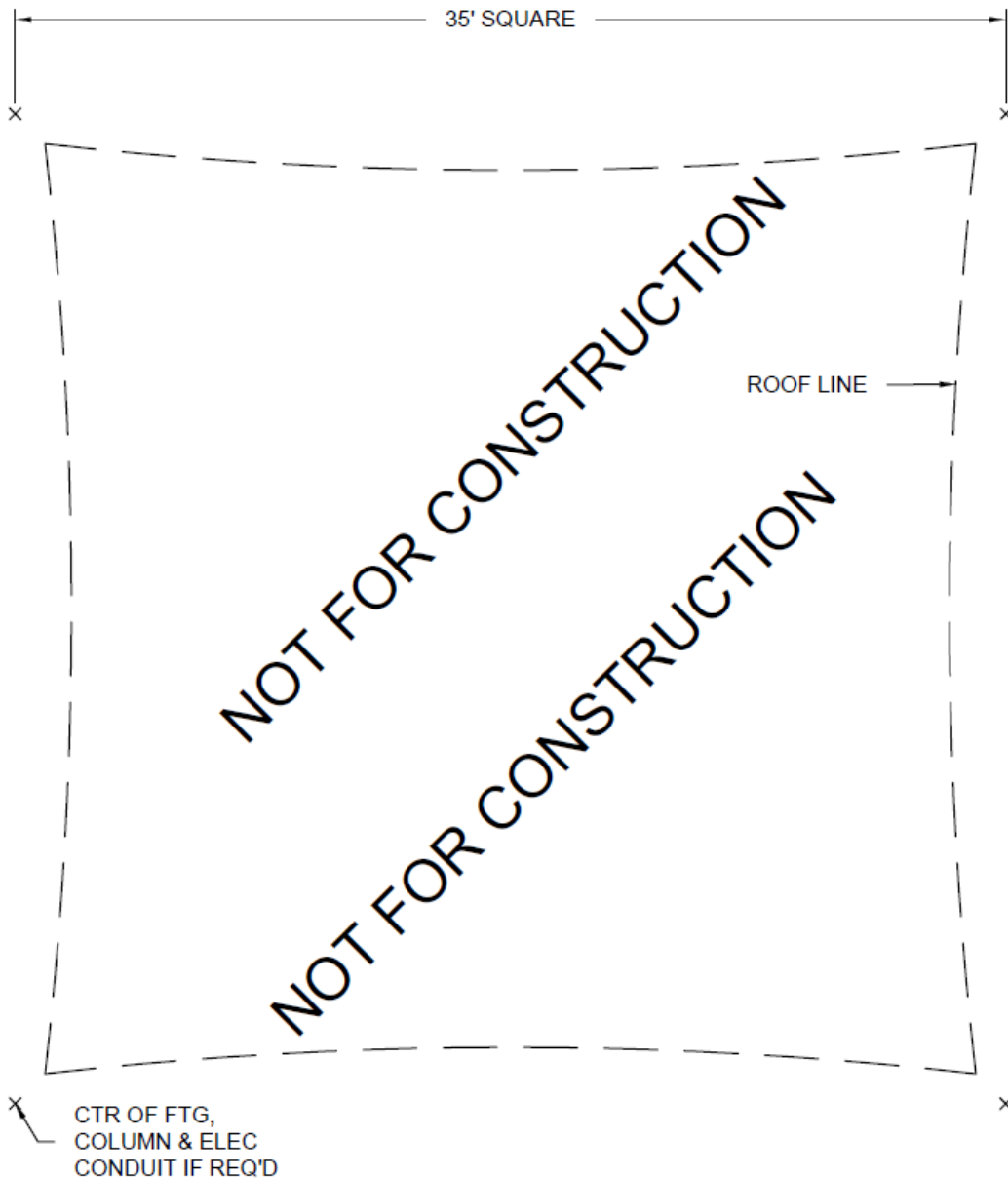
NOT FOR CONSTRUCTION
I



ELEVATION 35'X35' FABRIC MESA MODEL
NTS



Shade Structure Proposal



LAYOUT PLAN 35'X35' FABRIC MESA MODEL
NTS

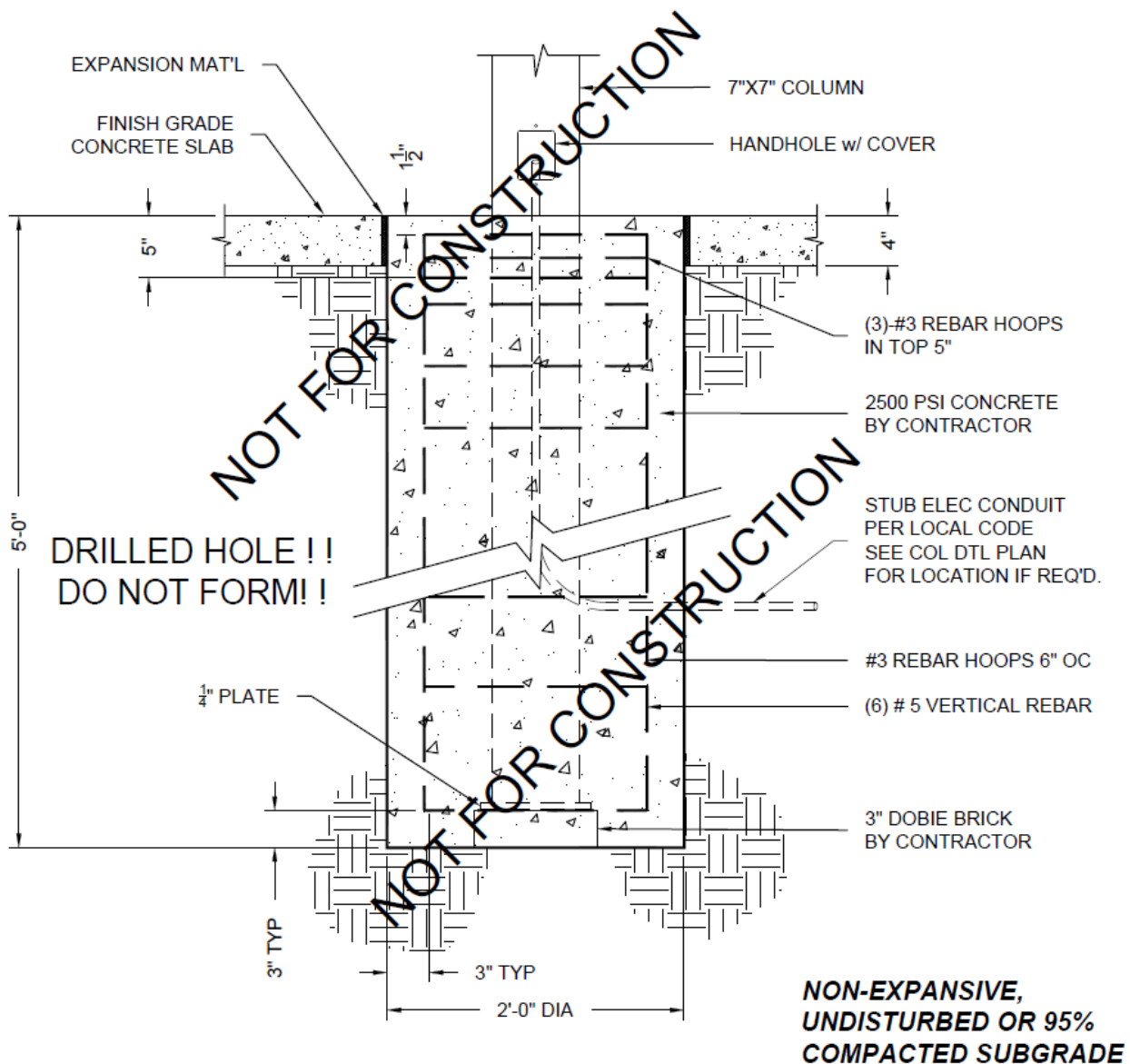


Shade Structure Proposal



NOTE: FOR ILLUSTRATION ONLY!
FOOTING SIZE MAY CHANGE w/
STRUCTURAL ENGINEERING

ADJUST FTG DEPTH FOR
LOCAL FROST CONDITIONS



DIRECT BURY CAISSON
FOOTING 35'X35' FABRIC MESA MODEL
NTS



Shade Structure Proposal



WARRANTY

Classic Recreation Systems, Inc. (CRS), warrants its structures to be free from defects in material and workmanship for a period of ten (10) years from the date of acceptance by owner. All claims must be submitted during the warranty period with the following provisions:

1. Structures shall be installed in accordance with the written installation instructions provided with each structure. Footings shall be installed in strict accordance with the structural calculations, (if provided by CRS). Alterations in design or installation shall void this warranty.
2. CRS reserves the right to inspect any defective material within sixty (60) days of written notification from purchaser that material is defective. CRS' liability shall be limited to the cost of material and has the option to repair or replace the defective material as deemed necessary by CRS.
3. CRS is not responsible for damage caused by others, including acts of God, vandalism, fire, theft, or corrosion caused by moisture, chemicals, salt spray, pollution or rodent infestation. *CRS will repair or replace any frame members that fail due to people hanging from the frame or roofing.*
4. Pre-finished steel roofing is warranted by the roofing manufacturer as a separate job specific warranty and is warranted for 30 years. (A written warranty is available upon request after the job is complete.) CRS warrants that the roof structure shall be weather and water resistant for a period of 2 years from date of final acceptance, providing roofing was installed according to the written instructions. Warranty excludes storm conditions such as horizontal rain, hail, sleet and snow caused by winds.
5. Columns and frames shall have a factory applied powder coat finish which shall be protected against damage during shipping and installation. Touch up paint is provided to be applied by the installer for minor blemishes only. Powder coat paint shall be provisionally warranted for ten (10) years after acceptance from owner against peeling, flaking, and rusting. Warranty does not cover damage caused from shipping, erection of structure, lack of touchup and maintenance, overspray from lawn sprinklers or vandalism.

NOTE: Exclusions and limitations may not apply to all states or provinces. Owner may have specific legal rights which may vary from state to state or province to province.

11875 E. Berry Dr. - Dewey, AZ. 86327
Phone: (928) 775-3307 Fax: (928) 772-0858
info@classicrecreation.com
www.classicrecreation.com

Playground Specifications

SEELEY COMMUNITY PARK TOP VIEW

ADA ACCESSIBILITY GUIDELINE - ADAAG CONFORMANCE

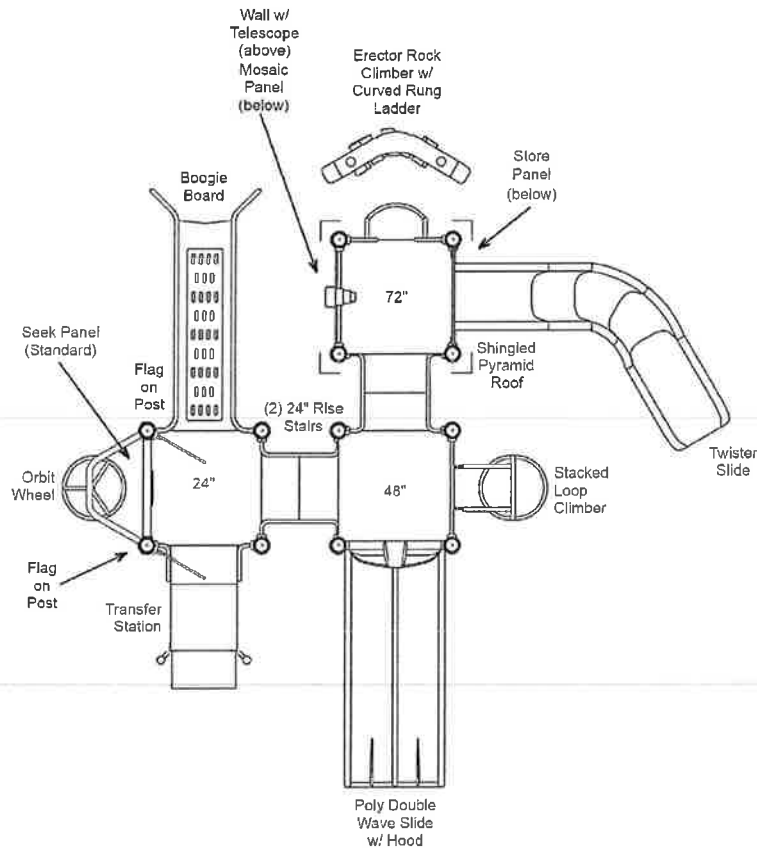
ELEVATED	ACCESSIBLE	RAMP ACCESSIBLE	GROUND	TYPES
7	7/4	0	3/2	3/2

R5 FOR KIDS
AGES
5-12

GENERAL NOTES:

This conceptual plan is based on information provided prior to construction. Detailed site information, including the following, should be obtained, evaluated, and utilized in the final project design. Exact site dimensions, topography, existing utilities, soil conditions and drainage solutions.

WARNING: Accessible safety surfacing material is required beneath and around this equipment that has a critical height value (Fall Height) appropriate for the highest accessible part of this equipment. Refer to the CPSC'S Handbook For Public Playground Safety, Section 4: Surfacing.



STRUCTURE#: R50C6BD4A
PROJECT#: PAC154035AA-2
DATE: 12/18/2015 | DRAWN BY: AMS

MIN. USE ZONE: 34' x 34'

PLAYCRAFT REP:
Pacific Play Systems, Inc.



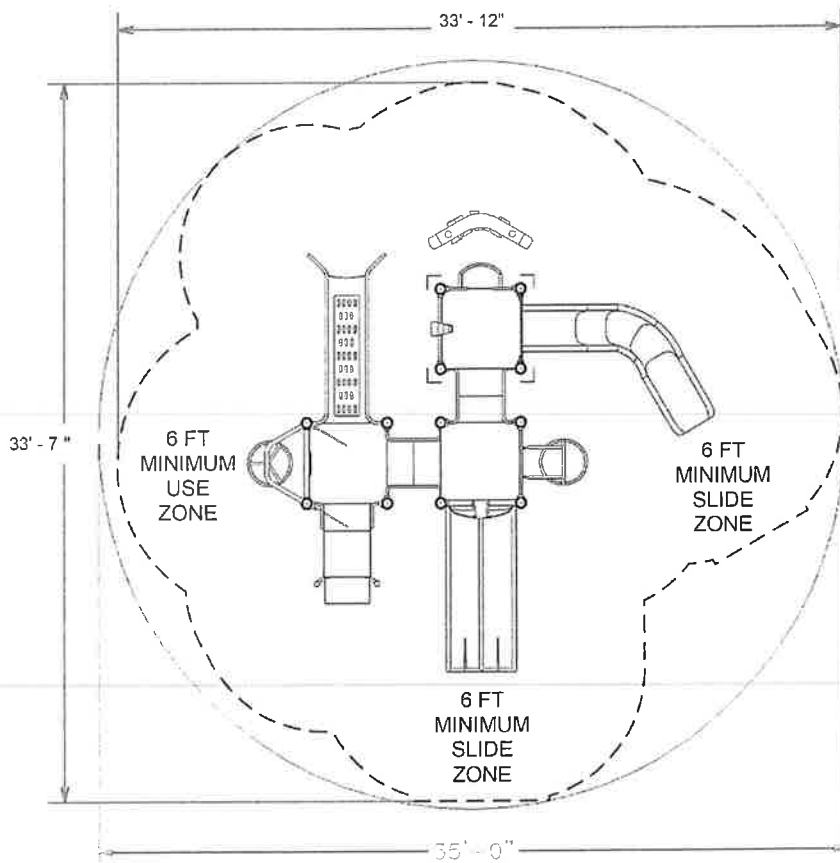
**SEELEY COMMUNITY PARK
SITE PLAN**

ADA ACCESSIBILITY GUIDELINE - ADAAG CONFORMANCE

ELEVATED	ACCESSIBLE	RAMP ACCESSIBLE	GROUND	TYPES
7	7/4	0	3/2	3/2

R5

FOR KIDS
AGES
5-12



GENERAL NOTES:

This Preliminary Site Plan is based on measurements that were provided in the initial planning phase. All dimensions must be verified prior to the submission of a purchase order. Krauss Craft, Inc. will not be held responsible for any discrepancies between actual dimensions and dimensions submitted in the planning phase.

The Minimum Use Zone for a play structure is based on the product design at the time of proposal. Components and structure designs may be subject to change which may affect dimensions. Therefore, before preparing the site, we strongly recommend obtaining final drawings from the factory (available after the order is placed and included in the Assembly Manual).

WARNING: Accessible safety surfacing material is required beneath and around this equipment that has a critical height value (Fall Height) appropriate for the highest accessible part of this equipment. Refer to the CPSC'S Handbook For Public Playground Safety, Section 4: Surfacing.

PROJECT#: PAC154035AA-2
DATE: 12/18/2015 | DRAWN BY: AMS

MIN. USE ZONE: 34' x 34'

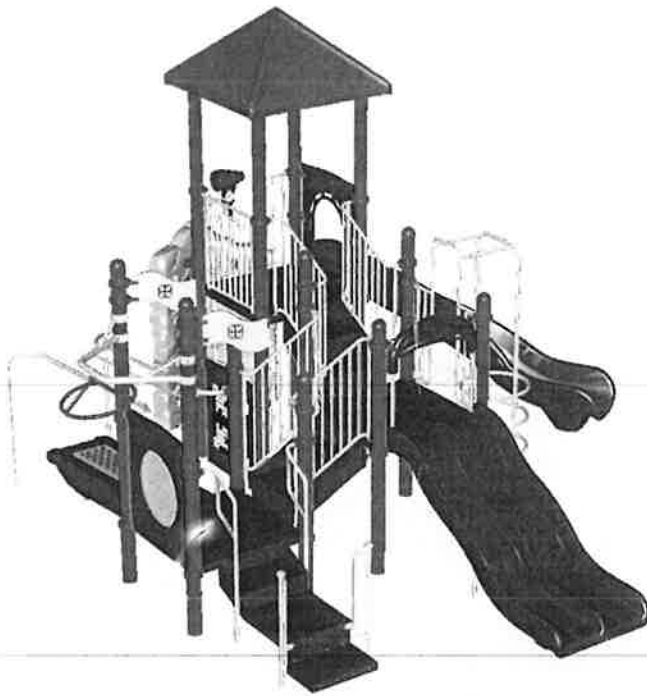
PLAYCRAFT REP:
Pacific Play Systems, Inc.



SEELEY COMMUNITY PARK
SW VIEW

R5

FOR KIDS
AGES
5-12



STRUCTURE#: R50C6BD4A
PROJECT#: PAC154035AA-2
DATE: 12/18/2015 | DRAWN BY: AMS



SEELEY COMMUNITY PARK
SE VIEW

R5

FOR KIDS
AGES
5-12



STRUCTURE#: R50C6BD4A
PROJECT#: PAC154035AA-2
DATE: 12/18/2015 | DRAWN BY: AMS



SEELEY COMMUNITY PARK
NE VIEW

R5

FOR KIDS
AGES
5-12



STRUCTURE#: R50C6BD4A
PROJECT#: PAC154035AA-2
DATE: 12/18/2015 | DRAWN BY: AMS



SEELEY COMMUNITY PARK
NW VIEW

R5

FOR KIDS
AGES
5-12



STRUCTURE#: R50C6BD4A
PROJECT#: PAC154035AA-2
DATE: 12/18/2015 | DRAWN BY: AMS





Bill of Materials

SEELEY COMMUNITY PARK
 Jorge Casique

Project# PAC154035AA-2
 12/18/2015

Item	Description	Quantity
R50C6BD4A		
HS-1004-R	Collars	43
GF-7002	Dome Cap, R5	8
S-1010-R5-10ft	Post, 10ft R5	2
S-1011-R5-11ft	Post, 11ft R5	2
S-1012-R5-12ft	Post, 12ft R5	2
S-1013-R5-13ft	Post, 13ft R5	2
S-1016-R5-16ft	Post, 16ft R5	4
S-1101-R5	Square Deck	3
S-1206-24R5	ADA Stairs, 24in Rise w/ Walls (Short)	2
S-1209-12-R5	Transfer Station, 24in-C	1
S-1224-4R	Climber, Stacked Loop 42-48in	1
S-1236-1282-6R5	Climber, Erector Rock Climber 72in	1
S-1301-1830-S-R5	Wall w/ Telescope	1
S-1615-R5	Store Panel	1
S-1618-R5	Seek Panel (Standard)	1
S-1685-R5G	Mosaic Panel	1
S-1702-4R5H	Slide, Wave 48in (Double w/ Hood)	1
S-1710-6R5-SRR	Slide, Twister 72in (S-R2, MC)	1
S-1807-R5	Roof, Square Pyramid (Shingled)	1
S-1820-R5	Flag - Wavy	2
S-1941-R5	Boogie Board	1
S-1945-R5	Orbit Wheel	1
HS-1007-R5	Extra Hardware	2